



WHS Accreditation Scheme Snapshot December Quarter 2023

Accredited Companies

565

Total Scheme Contracts*

2,821

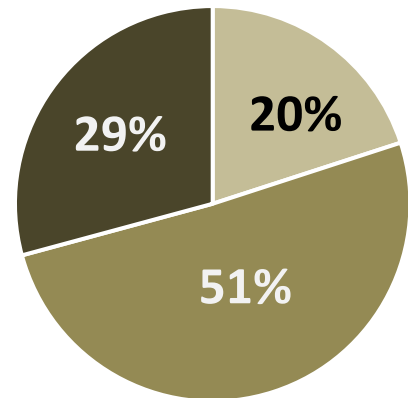
worth \$217b

Active Scheme Contracts

445

worth \$85b


Accredited company size



■ Small ■ Medium ■ Large

- 57 new Scheme contracts in 23/24 FYTD
- 16 new accreditations in 23/24 FYTD
- Scheme accredited companies represent 30% of industry turnover

Scheme vs Industry~ Fatalities 2023



■ Scheme Accredited ■ Non-accredited

Audits
(23/24 YTD)

277

Corrective Action Reports
(23/24 YTD)

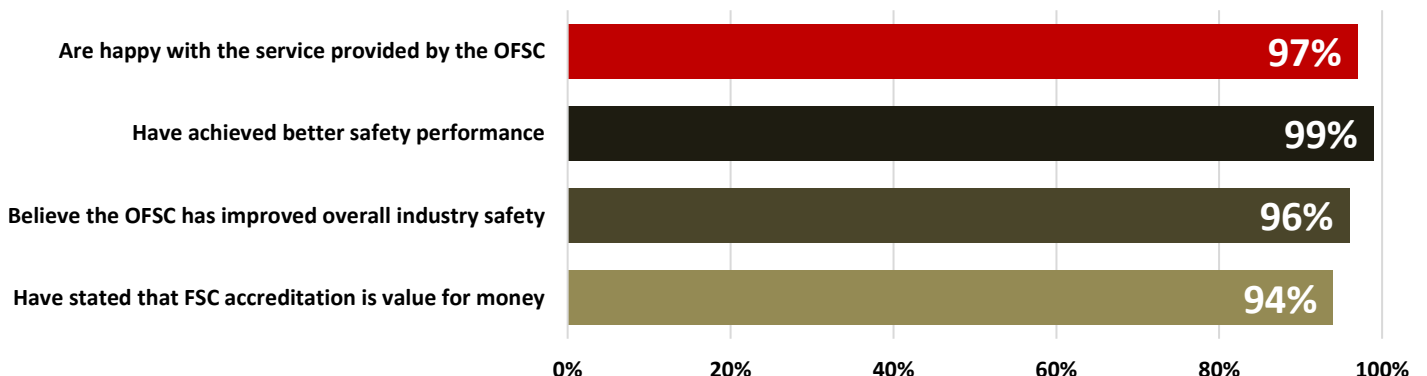
1,405

Highest CAR Issue Rates
by Head Criteria^
(23/24 YTD)

- WH17 - Health & Safety Management System Audit: 43%
- FP1 - Senior Management Commitment: 38%
- WH14 - Health Surveillance and Exposure monitoring: 36%

- The Scheme lost time injury frequency rate (LTIFR) for 2022 was **1.23**, the lowest to date.
- Fatalities on Scheme accredited sites has increased in 2023 following no increase in previous years; the industry total has increased proportionally.
- After six years of accreditation:
 - 61% of companies have reduced Workers Compensation Premium Rates by an average of 38%.
 - 63% of companies have reduced their Lost Time Injury Frequency Rates by an average of 88%.

The 2023 FSC Annual Census shows accredited companies...



All data is dated to 31-12-2023 and current as at 31-01-2024, unless otherwise specified. This data is subject to revision. | *Total Scheme Contracts over the life of the Scheme | ~Industry fatality data is preliminary data from Safe Work Australia as at 19-01-2024 and is subject to revision. | ^Head Criteria reviewed fewer than 20 times have been excluded.