



# WHS Accreditation Scheme Snapshot

Accredited Companies

**568**

Total Scheme Contracts\*

**2,760**

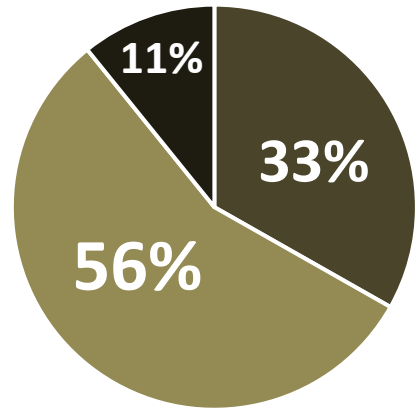
worth \$204b

Active Scheme Contracts

**477**

worth \$80b

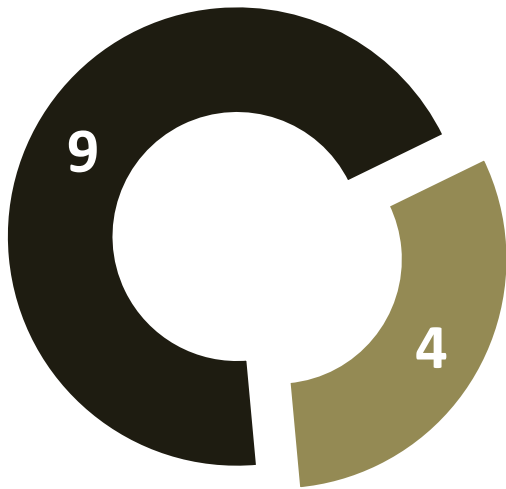
Accredited company size



■ Large ■ Medium ■ Small

- 164 new Scheme contracts in 22/23 FY
- 26 new accreditations in 22/23 FY
- Scheme accredited companies represent 28% of industry turnover

Scheme vs Industry~  
Fatalities 2023 (YTD)



■ Scheme Accredited ■ Non-Accredited

Audits (22/23 FY)

**554**

Corrective Action Reports (22/23 FY)

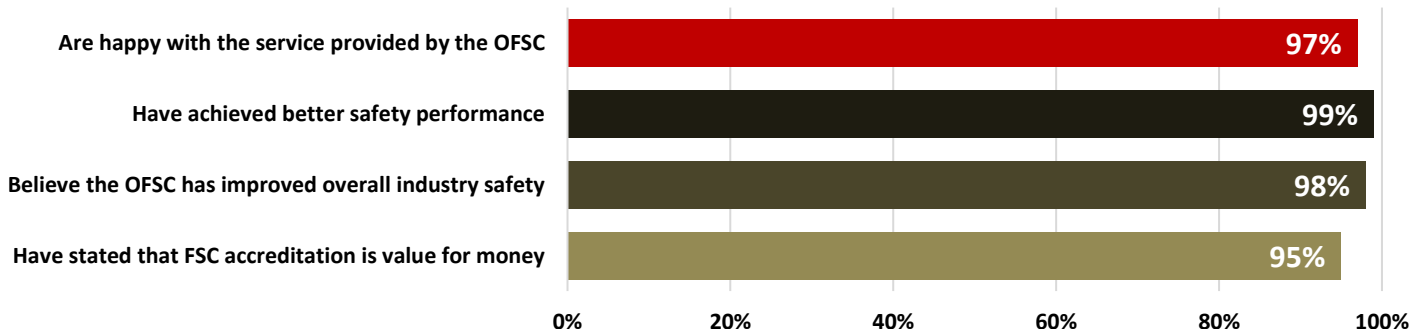
**2988**

Highest CAR Issue Rates by Head Criteria (22/23 FY)

- WH14-Health Surveillance and Exposure Monitoring: 39.3%
- WH17-Health & Safety Management System Audit: 35.0%
- FP1-Senior Management Commitment: 34.3%

- The Scheme lost time injury frequency rate (LTIFR) for 2022 was **1.23**, the lowest to date.
- The number of fatalities on Scheme accredited sites has remained steady over the past four years, despite significantly increasing hours.
- After six years of accreditation:
  - 62% of companies have reduced Workers Compensation Premium Rates by an average of 38%.
  - 65% of companies have reduced their Lost Time Injury Frequency Rates by an average of 88%.

## The 2022 FSC Annual Census shows accredited companies...



All data as at 30-06-2023 unless otherwise specified | \*Total Scheme Contracts over the life of the Scheme

~Industry fatality data is preliminary data from Safe Work Australia as at 22-06-2023 | ^Head Criteria reviewed fewer than 20 times have been excluded