



WHS Accreditation Scheme Snapshot

Accredited Companies

560

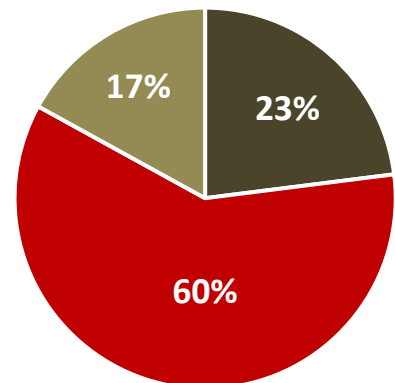
Total Scheme Contracts*

2,429
worth \$162b

Active Scheme Contracts

432
worth \$56b


Accredited Company Size



■ Large ■ Medium ■ Small

- 86 new Scheme contracts in 21/22FY
- 23 new accreditations in 21/22FY
- Scheme accredited companies represent 36% of industry turnover

Scheme vs Industry** Fatalities 2021



■ Non-Accredited ■ Scheme Accredited

Audits in 21/22FY

203

Corrective Action Reports Issued in 21/22FY

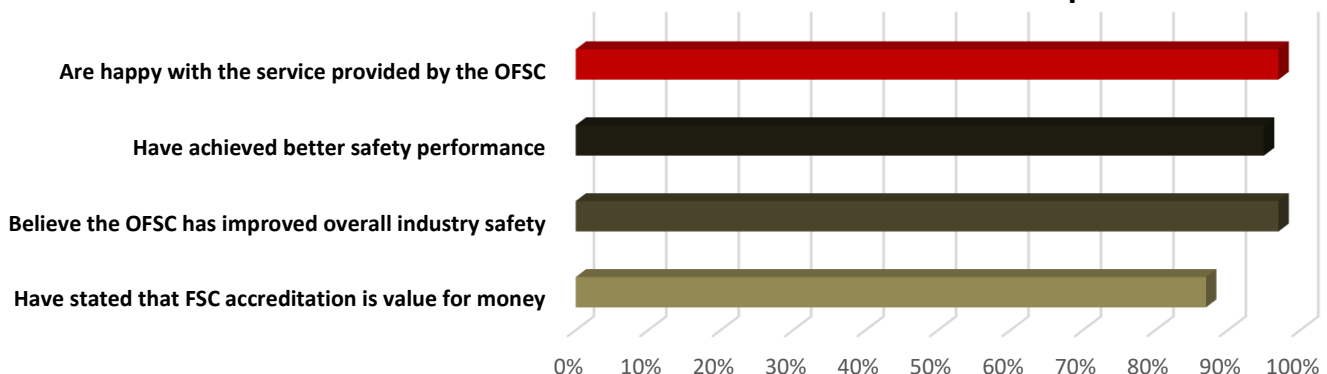
1087

Highest CAR Issue Rates by Head Criteria in 21/22FY***

- H5 - Structural Alterations / Temporary Support Structures: 27%
- FP1 - Senior Management Commitment: 23%
- WH13 - Emergency Preparedness and Response: 21%

- The Scheme lost time injury frequency rate (LTIFR) for 2020 was **0.86**, continuing the downward trend over the past five years.
- The number of fatalities on Scheme accredited sites is trending down over the past four years.
- After 6 years of accreditation:
 - 66% of companies have reduced Workers Compensation Premium Rates by an average of 39%.
 - 70% of companies have reduced their Lost Time Injury Frequency Rates by an average of 87%.

The 2021 OFSC Annual Census shows that accredited companies...



All data as at 31-12-21 unless otherwise specified

*Total Scheme Contracts over the life of the Scheme | ** Industry fatality data is preliminary

***Head Criteria reviewed fewer than 30 times have been excluded from this data set