



FSC Accreditation Scheme Snapshot

Accredited Companies

506

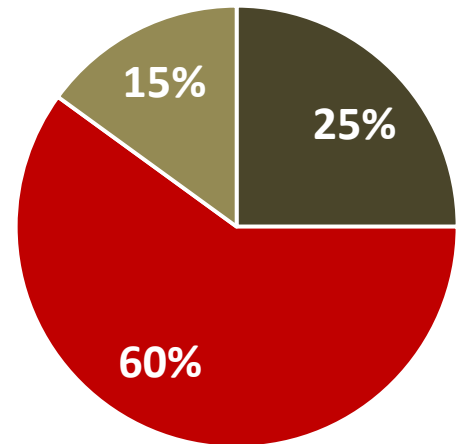
Total Scheme Contracts

2,156
worth \$142b

Active Scheme Contracts

323
worth \$57b

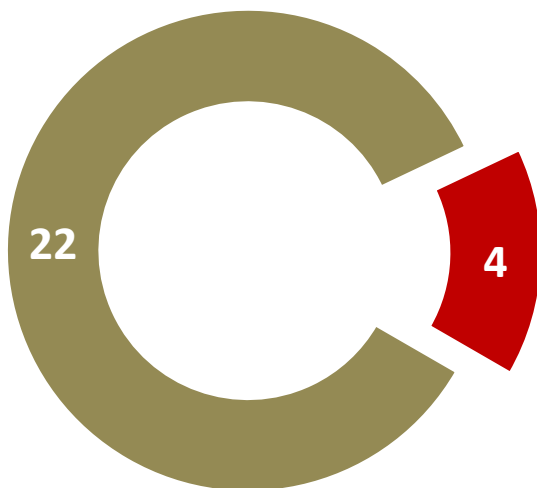
Accredited Company Size



- 122 new Scheme contracts in 19/20FY
- 37 new accreditations in 19/20FY
- 100% of applications were assessed within 10 working days in 2019
- Scheme accredited companies represent 30-40% of industry turnover

■ Large ■ Medium ■ Small

Scheme vs Industry Fatalities 2019



■ Non-Accredited ■ Scheme Accredited

Audits in 19/20FY

395

Corrective Action Reports Issued

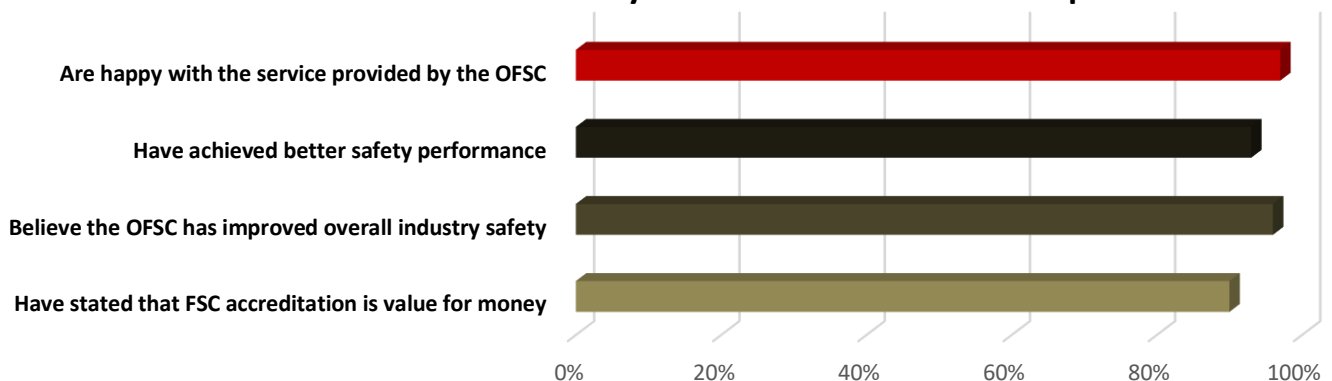
3,866

Highest Occurring CARs

- Mobile Plant: 14%
- Emergency Planning: 12%
- HIRAC: 10%

- The Scheme lost time injury frequency rate (LTIFR) for 2019 was **1.43**, continuing the downward trend over the past five years.
- 2019 had the lowest number of fatalities on Scheme accredited sites in the last four years.
- After 6 years of accreditation:
 - 67% of companies have reduced Workers Compensation Premium Rates by an average of 41%.
 - 67% of companies have reduced their Lost Time Injury Frequency Rates by an average of 89%.

The 2019 OFSC Annual Survey shows that accredited companies...



*all data as at 30-09-20 unless otherwise specified